



VIVAX
METROTECH

vCamMX-2

Technical Specifications V1.7



VIVAX

 **METROTECH**

VIVAX
METROTECH

Worldwide Locations

World Headquarters, United States of America

Vivax-Metrotech Corporation

3251 Olcott Street, Santa Clara, CA 95054, USA

T/Free : 1-800-446-3392

Tel : +1-408-734-1400

Fax : +1-408-734-1415

Website: www.vivax-metrotech.com

Email : SalesUSA@vxmt.com

Central/South America and the Caribbean

Ventas para América Latina

3251 Olcott Street, Santa Clara, CA 95054, USA

T/Free : 1-800-446-3392

Tel : +1-408-734-1400

Fax : +1-408-743-5597

Website: www.vivax-metrotech.com

Email : LatinSales@vxmt.com

Canada

Vivax Canada, Inc.

41 Courtland Ave Unit 8, Vaughan, ON L4K 3T3, Canada

Tel : +1-289-846-3010

Fax : +1-905-752-0214

Website: www.vivax-metrotech.ca

Email : SalesCA@vxmt.com

United Kingdom

Vivax-Metrotech Ltd.

Unit 1, B/C Polden Business Centre, Bristol Road, Bridgwater, Somerset, TA6 4AW, UK

Tel : +44(0)1793 822679

Website: www.vivax-metrotech.com

Email : SalesUK@vxmt.com

France

Vivax-Metrotech SAS

Technoparc - 1 allée du Moulin Berger, 69130 Ecully, France

Tel : +33(0)4 72 53 03 03

Fax : +33(0)4 72 53 03 13

Website: www.vivax-metrotech.fr

Email : SalesFR@vxmt.com

Germany

Metrotech Vertriebs GmbH

Am steinernen Kreuz 10a
D-96110 Schesslitz

Tel : +49 954 277 227 43

Website: www.vivax-metrotech.de

Email : SalesEU@vxmt.com

China

Vivax-Metrotech (Shanghai) Ltd.

3/F No.90, Lane 1122 Qinzhou Rd.(N),
Shanghai, China 200233

Tel : +86-21-5109-9980




Fax : +86-21-2281-9562

Website: www.vivax-metrotech.com

Email : SalesCN@vxmt.com.cn

A. Typical Applications

Component	Specification
Purpose	A tool to inspect and produce digital video recordings and JPEG images of the interior of small diameter metallic and non-metallic pipes, drains, conduits, and ducts. The most typical application is the inspection of sewer laterals and plumbing. Digital video and JPEG picture images are viewed on the control module's LCD and recorded onto a USB thumb drive.
System Components	<ul style="list-style-type: none"> Viewing & Recording Device: vCamMX-2 Control Module (supplied with a battery charger, accessory kit, and manual) Reel Options: (all reels include pushrod, spring assembly, camera head (if ordered) and pipe insert sleeve) Type-MX Reel pushrod options of: <ul style="list-style-type: none"> - 100 ft. / 30m - 150 ft. / 45m Camera Head Options: (Type-MX reel cameras are user changeable) <ul style="list-style-type: none"> - D18-MX 0.70" / 18 mm Fixed position color camera - D26-MX 1" / 26 mm Self-leveling color camera

vCamMX-2 System	D18-MX Camera	D26-MX Camera
		

B. vCamMX-2 Control Module

Component	Specification
Model Name	vCamMX-2
Model Number	VX112-01
Dimensions	14.2" (L) x 5.91" (W) x 12.6" (H) (360mm (L) x 150mm (W) x 320mm (H))
Weight	6.6lb (3kg)
Power Supply	DC Power: 12V DC external power supply powers unit and charges internal batteries
Fuse	10 Amp – 250 Volt, glass, quick blow

Storage	<ul style="list-style-type: none"> • USB Port – Supports up to 128 GB Removable USB Drives • SD Card Slot – Supports up to 64GB Removable Class 10 SD Cards
File Format	<ul style="list-style-type: none"> • MP4 Video (NTSC: 720 x 480, PAL: 720x 576) • JPEG Still image capture (NTSC: 720 x 480, 72 dpi PAL: 720 x 576) • Automatically senses PAL or NTSC and changes format
Display	8" (20cm) Daylight viewable TFT LCD (800x600) (diagonal measurement)
Environmental	<ul style="list-style-type: none"> • Water-resistant to IP65 (IEC 60529-Light shower) (lid closed) • Shock resistant (IEC 60068-2-31) (lid closed)
Temperature Range	<ul style="list-style-type: none"> • Storage: -4°F to 158°F (-20°C to +70°C) • Operating: 14°F to 122°F (-10°C to +50°C)
Manufacturing	Designed and manufactured under ISO 9001:2015
Battery	An Internal Lithium-ion rechargeable battery (supplied with a 12V charger)
Battery Life	<ul style="list-style-type: none"> • Internal Lithium-ion rechargeable batteries • Time to a full charge = Six hours • Runtime is typically eight hours with Sonde on, nine hours with Sonde off (at 70°F (21°C) (with a full backlight on) • Re-charging cycles are approximately 500 times the life cycle. Battery life varies with temperature.
Battery Indicators	<ul style="list-style-type: none"> • The charging indicator on the left side panel glows red while charging and glows green when fully charged • A battery icon on the status bar shows the battery level and running power source
Mounting	The control module is permanently attached to the Type-MX reel frame
Operating System	The software is upgradeable via USB port with files available from the Vivax-Metrotech website, local distributor or factory
Options and Accessories	Smartphone/tablet app for video streaming, image capturing, adding text and file sharing
What's in the Box	<ul style="list-style-type: none"> • vCam-MX2 Control Module • Tool Bag which includes: <ul style="list-style-type: none"> - Flat Screwdriver - AC/DC Power Lead - SD Card - CD with manuals - Manual - Charger with power cable - Fuse (2) - USB Thumbdrive - Quick Guide

Operator Controls

Controls	Functions
Camera LED Dimmer	Push-button control on the front panel to adjust the brightness of the camera LEDs
Distance Counter	<p>Push-button control on the front panel to zero distance count*</p> <p>The approximate distance of pushrod deployed, in feet or meters, is displayed on the LCD with the option to appear in still images or recorded video.</p>

Sonde Operation	<ul style="list-style-type: none"> • Push-button control on the front panel turns Sonde on, cycles through available frequencies, then off • Push-button glows green, and the Sonde icon appears on the status bar on LCD when active
Microphone Operation	<ul style="list-style-type: none"> • Push-button control on the front panel turns the internal microphone on and off • Push-button glows red, and the microphone icon appears on the status bar on LCD when active
Power On/Off	<ul style="list-style-type: none"> • Push-button control on the front panel turns the unit on and off • Push-button glows green, and battery icon appears on the status bar on LCD showing the battery status and power source
Recording Control	<ul style="list-style-type: none"> • Push-button on the front panel, push to record, push second time to stop recording • Push-button glows red when recording, and flashing icon appears on the status bar on LCD when recording
Image Capture	<ul style="list-style-type: none"> • Press the push-button on the front panel, and the image is captured to the USB drive • A JPEG icon flashes on LCD, confirming the image capture
Video Playback control	<ul style="list-style-type: none"> • Push-buttons on the front panel to pause the video, rewind/fast forward, play and stop • Icons appear on the status bar to advise which function is active
Digital Zoom	Push-button on the front panel toggles through 2 X view zoom mode, then off
On-Screen Display (OSD)	<ul style="list-style-type: none"> • OSD displays the system time, date, and distance of deployed pushrod • Option to move OSD to top of the screen, the bottom of the screen or off • Option to change the OSD colors of black, white, green or yellow
Text Overlay	<ul style="list-style-type: none"> • Use the on-screen keyboard to add text comments • Save unlimited pages of text comments • Option to use a USB keyboard or wireless keyboard dongle • Add text to the screen by using the vCam Live View mobile app
Wi-fi	30" / 10m Wi-fi range for use with smartphone/tablet streaming and recording app

Sockets and Jacks	Functions
Video Out	<ul style="list-style-type: none"> • Color-coded industry-standard RCA female socket for video out • Video out with OSD via mini-USB port
Microphone	The internal microphone is located top center of the LCD.
Media Sockets	USB 2.0 and SD card socket located in the media compartment supports up to 128GB USB 2.0 Drives and 64GB SD Cards
DC Power	12V 1 Pin male circular socket for DC power cable assembly

C. Type-MX Reel Features

Component	Specification	
Model Name	Type-MX Reel	
Model Number	VX112-02	
Pushrod Construction	Fiberglass rod, conductors and coax with a high-density Polyethylene Jacket	
Pushrod Length Options	100ft. (30m)	150ft. (45m)
Pushrod Diameter	0.39" (10mm)	
Minimum Break Strength	4000lbs (1800kg)	
Bend Radius	Approximately 40 x the pushrods diameter Minimum bend radius approximately 3"/75mm	
Sonde Frequencies	33kHz, 512Hz, and 640Hz. Selectable at time of control module feature setup	
Sonde Output/Range	<ul style="list-style-type: none"> • 1-Watt output • Locatable depth up to 9 ft (3m) 	
Pushrod Tracing	Post for connecting an external utility locating transmitter. When connected and energized, the entire length of the pushrod can be traced with a buried utility locator	
Termination Spring	Field serviceable spring assembly consisting of the spring, coiled cable, and lanyard	
Distance Counter	The encoder driver is accurate to 0.33ft (0.1m) resolution*	
Dimensions	20.9" (L) x 12.7" (W) x 22.4" (H) (531mm (L) x 322mm (W) x 570mm (H)).	
Weight	100 ft. (30m): 30 lbs. (14 kg)	150 ft. (45m): 37 lbs. (17 kg)
Environmental	Water-resistant to IP65	
Construction	Stainless-steel tubular frame with carbon fiber pushrod drum	
Manufacturing	Designed and manufactured under ISO 9001:2015	
Braking/Locking	Hand tightening friction brake to slow pushrod cage, move brake lever left/right to lock/unlock pushrod drum	
Options and Accessories	Drip Bag	
What's in the Box	<ul style="list-style-type: none"> • Type-MX Reel with Pushrod, spring and Interconnect Cable • Plastic Cable Insertation Sleeve 	

D. Camera Heads for the Type-MX Reel

D18-MX 0.70" (18mm) fixed position camera head

Component	Specification
Model Name	D18-MX
Model Number	VX-110-04
Application	Used with the Type-MX reel in pipe diameters from 1-1/2 to 4 inches / 38 to 101mm
Horizontal Resolution	520 TVL
Active Pixels	NTSC 704 x 480, PAL 704 x 576.
Focus Point	4.7" (12cm)
Aperture / Field of View	F2.0/55°
Light Sensitivity	0.008Lux
Lighting	17.53 Lumens
Auto Upright	None, fixed position non-leveling camera
Construction	Stainless-steel housing with scratch-resistant Sapphire lens
Environmental	Water resistance up to 11 BAR pressure
Temperature Range	Storage: -4°F to 158°F (-20°C to +70°C), Operating: 14°F to 122°F (-10°C to +50°C).
Manufacturing	Designed and manufactured under ISO 9001:2015
Dimension Installed	0.70" (Dia.) x 1.2" (L) / 18.6mm (Dia.) x 29.5mm (L) without standard skid 1.22" / 31mm Diameter with standard skid installed
Weight	0.039lbs (0.018kg)
Options	<ul style="list-style-type: none"> • Optional 2.5" skid (57mm) • Camera exchange program
What's in the Box	<ul style="list-style-type: none"> • D18-MX Camera • Standard Skid

D26-MX, 1-inch (26mm) self-leveling color camera

Component	Specification
Model Name	D26-MX
Model Number	VX110-03
Application	Used with the Type-MX reel in pipe diameters from 2 to 4 inches / 50 to 101mm

Resolution	700 TVL
Active Pixels	NTSC 704 x 480, PAL 704 x 576
Focus Point	PAL Standard focus: 20cm / 7.87" Order code: 1.110.03.00002 PAL Short focus: 10cm / 3.94" Order code: 1.110.03.00003 NTSC Standard focus: 20cm / 7.87" Order code: 1.110.03.00001
Aperture / Field of View	F2.0/88.4°
Light Sensitivity	0.01 Lux
Lighting	20.39 Lumens
Auto Upright	Cantilever self-leveling design
Construction	Stainless-steel housing with scratch-resistant Sapphire lens
Environmental	Water resistance up to 10 BAR pressure
Temperature Range	Storage: -4°F to 158°F (-20°C to +70°C), Operating: 14°F to 122°F (-10°C to +50°C)
Manufacturing	Designed and manufactured under ISO 9001:2015
Dimensions Installed	1.02" (Dia.) x 2" (L) / 26mm (Dia.) x 55mm(L) without standard skid 1.34" / 34mm Diameter with standard skid installed
Weight	0.205lbs (0.093kg)
Options	<ul style="list-style-type: none"> • Optional 2.5 and 3" skids (57mm and 75mm) • Camera exchange program
What's in the Box	<ul style="list-style-type: none"> • D26-MX Camera • Standard SKid

E. vCamMX-2 System Shipping Weights*

Model	Dimensions and Weights (Includes control module, accessory kit, charger, reel with pushrod, spring assembly and insert sleeve)
100ft/30m System	<ul style="list-style-type: none"> • Dimension: 22.8" (L) x 15" (W) x 28" (H) (580(L) x 380(W) x 700(H) mm). • Weight: 42lbs. (19 kg)
150ft/45m System	<ul style="list-style-type: none"> • Dimension: 22.8" (L) x 15" (W) x 28" (H) (580(L) x 380(W) x 700(H) mm). • Weight: 45 lbs. (21 kg)
D18-MX Camera Head	<ul style="list-style-type: none"> • Dimensions: 9" (L) x 5" (W) x 5" (H) (228(L) x 127(W) x 127(H) mm) • Weight: 2lbs (0.90kg)
D26-MX Camera Head	<ul style="list-style-type: none"> • Dimensions: 9" (L) x 5" (W) x 5" (H) (228(L) x 127(W) x 127(H) mm) • Weight: 2lbs (0.90kg)

*Shipping dimensions and weights are approximate.

F. Warranty

Item	Parameter
Warranty	<ul style="list-style-type: none"> • Control module: One year • Reels & Pushrod: One year • Camera heads: One year • Accessories: One year

G. Note



*The distance count shown on the LCD is designed to provide an estimate. Care should always be used by locating the camera with a Sonde or Pipe and Cable Locator.

Shipping dimensions and weights are approximate.

The LCD and Hard Drive used in this product are consumer products, and models may change. Vivax-Metrotech Corporation attempts to ensure that the minimum features listed here are present in every LCD and hard drive. Some additional features may vary from model to model.

Vivax-Metrotech Corporation will continue to update and improve its products. The information in these specifications is subject to change, obsolescence, or superseding. Check with your local sales representative or Vivax-Metrotech Corporation for updates.

Disclaimer: Product and accessory specification and availability information are subject to change without prior notice.