









**VIVAX**  
**METROTECH**

# Locator Accessories



[www.vxmt.co.uk](http://www.vxmt.co.uk) | [www.vivax-metrotech.co.uk](http://www.vivax-metrotech.co.uk)



Product	Description	Compatible with
<b>Receiver (Rx) Sondes (Beacons)</b>		
<b>Sondes</b> 	<p>Sondes are small self-contained battery-powered transmitters. Sondes are propelled through non-metallic pipes and ducts and can be located on the surface by a sonde locator or buried utility locator with a sonde mode and matching frequency. Locatable sondes are manufactures into other products such as sewer push cameras, robotic crawler cameras, attached to a duct rodder or attached to a jetter hose. Sondes come in a variety of sizes which ties into how deep they can be located. Different frequencies are available, allowing sondes to be locatable in metallic or non-metallic pipes and ducts. Please check our sonde webpage for frequency compatibility information.</p>	<p>Available frequencies:  512Hz  640Hz  9.83kHz  33kHz  83kHz</p> <p><i>Please check our sonde webpage for frequency compatibility information.</i></p>
<b>Transmitter Signal Clamp</b>		
<b>Signal Clamp</b> 	<p>The Transmitter Signal Clamp provides a precise way to apply a locate signal. If it is not possible or convenient to access the conductor to make a direct connection, use a signal clamp to apply the signal around the cable or pipe. The most common use of the signal clamp is when it is not safe to connect because the target cable is carrying electricity.</p> <p>Available sizes are 2"/75mm, 4"/100mm, 5"/127mm and a flexible 18"/457mm version.</p>	<p>Loc Series Tx  Loc3 Series Tx  VM Series Tx</p> <p>4"/75mm and  5"/127mm for the  Loc3-25Tx</p>
<b>4" / 100mm SiS Signal Clamp</b> 	<p>The Signal Select (SiS) frequency is a unique modulation placed on the targeted utility line to support positive line identification. Used in conjunction with the vLoc3-5000 receiver and Loc3-10SiSTx, the SiS feature becomes a powerful tool in aiding accurate cable identification.</p>	<p>Loc3-10SiSTx  Loc-10SiSTx</p>
<b>Clamp Extension Rod</b> 	<p>The Clamp Extension Rod is a plastic non-conductive rod with male and female threads at opposite ends. This hardware allows the extension rod to be connected and extend the length. A transmitter signal clamp attached to the extension rod can now be safely used on lines in trenches and manholes.</p>	<p>4" and 5" Clamps  NA for SiS Clamp</p>
<b>Receiver (Rx) Power Accessories</b>		
<b>Rechargeable Receiver Battery Kit</b> 	<p>The rechargeable battery kit for the vLoc3 series and vScan receivers come with a charger assembly and custom Lithium-ion battery. Lithium-ion batteries are high capacity, do not develop memory, and hold a charge for an extended time.</p>	<p>vScan Rx  vLoc3-Cam Rx</p>
<b>Vehicle Charging Lead</b> 	<p>The 12 Volt vehicle charging lead will charge a receiver's Li-Ion rechargeable battery pack from an automotive cigarette lighter socket. This 12ft / 4m lead makes it easy to stay charged up while on the go.</p>	<p>vLoc3-Cam  vLoc3-ML  vLoc3-Pro  vLoc3-5000  vLoc3-9800  vLoc3-XLF  RTK-Pro</p>

### Receiver (Rx) Bluetooth and GPS Accessories

#### Bluetooth Module



The Bluetooth® module can be fitted to most vLoc3 series receivers allowing communication with external GPS devices and Dataloggers. The Bluetooth module is plug-and-play and installable by the end-user.

vLoc3-ML  
vLoc3-Pro  
vLoc3-9800  
vLoc3-XLF

#### GPS Receiver



The Garmin GLO™ brings you the best of both worlds by combining GPS/GLONASS receivers with Bluetooth® technology so you can enjoy precise position information on your iPad, iPhone or Android device. A custom holder is available for the GLO™ receiver. The custom holder mounts easily to the vLoc3 series receiver and provides easy access to the GLO™ receiver.

vLoc3-Cam  
vLoc3-ML  
vLoc3-Pro  
vLoc3-9800  
vLoc3-XLF

### Receiver (Rx) Positive Identification Accessories

#### Remote Identification Antenna (with SiS)



The Remote Antenna can help identify a cable in a tray where they are intertwined, making it impossible to use a conventional locator. When used with the vLoc3-5000 receiver in SiS (signal select mode), a visible positive or negative icon (+ and -) is shown when the antenna touches a cable.

vLoc3-Pro  
vLoc3-ML  
vLoc3-5000  
vLoc3-9800  
vLoc3-XLF  
RTK-Pro

#### SD Upgrade



The SD feature is used for positive identification in congested areas. When a transmitter applies the signal to a target line, the signal travels along it and finds the most effortless way back to the transmitter. Sometimes the signal will travel back along adjacent lines as they may offer an easier route.

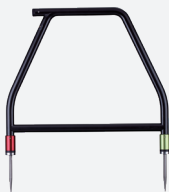
When using a receiver with the SD feature the receiver's LCD will show a directional arrow pointing away from the transmitter's location. If the receiver's arrow is pointing toward the transmitter, that means that you are on a line with bleed off returning to ground.

The Loc3 series 5-Watt and 10-Watt transmitters have the "SD" (Signal Direction) frequency in them as a standard frequency. The receiver must be updated to use the SD frequency.

vLoc3-Pro  
vLoc3-9800

### Receiver (Rx) Sheath Fault Locating Accessory

#### Accessory A-Frame Fault Locator



The vLoc3 Series Accessory A-Frame detects ground faults on pipes and cables. On pipes, the faults consist of coating defects in cables, faults are caused by insulation damage allowing the metallic sheath to contact the earth. When the accessory a-frame is attached to the receiver, the receiver automatically enters the fault find mode.

vLoc3-ML Rx  
vLoc3-Pro Rx  
vLoc3-5000 Rx  
vLoc3-9800 Rx  
vLoc3-XLF  
RTK-Pro

### Receiver (Rx) Tall Adapter

#### vLoc3 Series Tall Adapter



The vLoc3 series Tall Adapter is an inert foot that mounts at the base of a vLoc3 series receiver. When attached, it will increase the overall height of the receiver by 8.572cm. When activated, the receiver's firmware will compensate for the additional height to assure that all depth and current readings remain correct.

All vLoc3 series receivers except the vLoc3-ML and vLoc3-DM

## Receiver (Rx) EMS Marker Locating Accessory

### vLoc3-MLA (Marker Locator Adapter)



The vLoc3-MLA (Marker Locator Adapter) locates buried EMS markers. Once located, the MLA will give depth of cover to the buried marker with the touch of a button. When using the MLA, two marker modes are available in the vLoc3 receiver. The Dedicated-Mode screen shows a peak bar graph, the signal strength from the marker, the marker type and the depth. In addition to the above, the Dual-Mode mode is the standard utility locate screen with left/right arrows and directional line compass.

vLoc3-Pro  
vLoc3-9800  
vLoc3-5000  
vLoc3-XLF  
RTK-Pro

## Transmitter (Tx) Power Accessories

### Loc3 Series Transmitters Li-ion Rechargeable Battery Kit



The rechargeable battery kit for the Loc3 Series Transmitters is supplied with a custom Lithium-ion battery tray and charger. Lithium-ion batteries are high capacity, do not develop a memory and can hold a charge for an extended amount of time.

Loc3-5Tx  
Loc3-10Tx  
Loc3-10SiSTx

### vScan and VM series Li-ion Rechargeable Transmitter Battery Kit



The rechargeable battery kit for the vScan Tx and VM 500 series transmitters comes with a custom Lithium-ion battery assembly and charger. Lithium-ion batteries are high capacity, do not develop memory, and hold a charge for an extended time.

VM-550FF Tx  
VM-560FF Tx  
vScan Tx

### 12 Volt DC Transmitter Power and charging lead



The transmitter Vehicle Power Lead can be used to power the Loc3 series transmitters when connected to a target line at high output levels and for extended periods of time. This 30ft/9m lead will power the transmitter and recharge the accessory Li-ion rechargeable battery tray.

Loc3-5Tx  
Loc3-10Tx  
Loc3-10SiSTx

## Transmitter Live Power Connectors

### Live Plug Connector



The Live Plug Connector (LPC separation filter) is used to safely inject a locate frequency onto a live street distribution cable using a standard household mains socket from a building. This allows the cable to be traced from the premises to the connection in the street.

Loc3 series Tx  
VM series Tx  
vScan Tx





### Live Cable Connector




The Live Cable Connector applies a locate signal on live cables up to 480V AC 60/50Hz. The Live Cable Connector operates on frequencies of 8kHz, 33kHz and SiS. The Transmitter powers the LCC.

Loc3 series Tx  
VM series Tx  
vScan Tx

### Transmitter (Tx) Direction Connection and Ground Leads

<p><b>Telco Clip Direct Connection Lead</b></p> 	<p>The Telco Clip connection lead is suitable for telephone cables where the user cannot access the cable's sheath. The "bed of nails" part of this clip can be clamped onto a cable breaking the insulation allowing contact with the sheath. The Telco Clip construction includes an insulation piercing bed of nails and spikes.</p>	<p>All transmitters*</p>
<p><b>Heavy Duty Clip Direct Connection Lead</b></p> 	<p>The Heavy-Duty Clip connection lead is more suited for the gas and water industries where the size of the targeted lines is larger, and connections will be made to bell housings, fire hydrants and transformer boxes. The heavy-duty clip's more aggressive teeth also make it easier to connect to painted objects.</p>	<p>All transmitters*</p>
<p><b>Standard Direct Connection Lead</b></p> 	<p>The Standard direct connection lead is suited for day to day use. It's medium-duty size clips work well with direct connections to most contact points in utility distribution networks.</p>	<p>All transmitters*</p>
<p><b>Ground Extension Spool</b></p> 	<p>Use the ground extension spool to extend the ground connection to reach a suitable grounding position. Extending the ground allows the user to move the ground lead to positions to help the signal travel further. Extending the ground lead allows locating tactics such as a double-ended connection. Ground extension spools are available in 30'/9m and 98'/29m lengths.</p>	<p>All transmitters*</p>

### vLoc3/Loc3 Series Hard Case

<p><b>vLoc3/Loc3 Series Hard Case</b></p> 	<p>The case will fit select vLoc3 series receivers and Loc3 series transmitters with the signal clamp, chargers, leads with extra room for other day-to-day tools you may need while in the field. The case dimensions are 31"x11"x15" / 78cmx28cmx38cm.</p>	<p>vLoc3-Cam vLoc3-5000 vLoc3-9800 vLoc3-Pro vLoc3-XLF Loc3 series Tx</p>
---	--	---

### Receiver and Transmitter Carry Bags

<p><b>Receiver Carry Bag</b></p> 	<p>The vLoc3 series Receiver Carry Bag has room to carry select vLoc3 series receivers and chargers comfortably. The bag has a double-ended heavy-duty zipper for easy, fast access to the receiver.</p>	<p>vLoc3-Cam Rx vLoc3-Pro Rx vLoc3-XLF vScan Rx</p>
<p><b>Transmitter Carry Bag</b></p> 	<p>The Loc3-Tx carry bag has compartments for the ground stake, connection leads and room for other tools. All the transmitters control can be accessed and operated without removing it from the bag. The bag comes with an adjustable shoulder strap.</p>	<p>Loc3-5Tx Loc3-10Tx Loc3-25Tx</p>
<p><b>Loc3 Series Backpack</b></p> 	<p>Pack all your locating needs in the Vivax-Metrotech Loc3 Series Backpack. Made from durable 1680D Ballistic Nylon fabric, its solid construct embeds functional features, such as rugged oversize zippers and a molded rubber top handle. The backpack top windows allow access to the LCD and keypad, while the window on the side allows full access to the connection lead sockets and AC/DC charging socket.</p>	<p>Loc3-5Tx Loc3-10Tx Loc3-25Tx</p>

\* All transmitters except the VM-480B, Loc3-25Tx and Loc-150Tx

### Vivax-Metrotech Ltd.

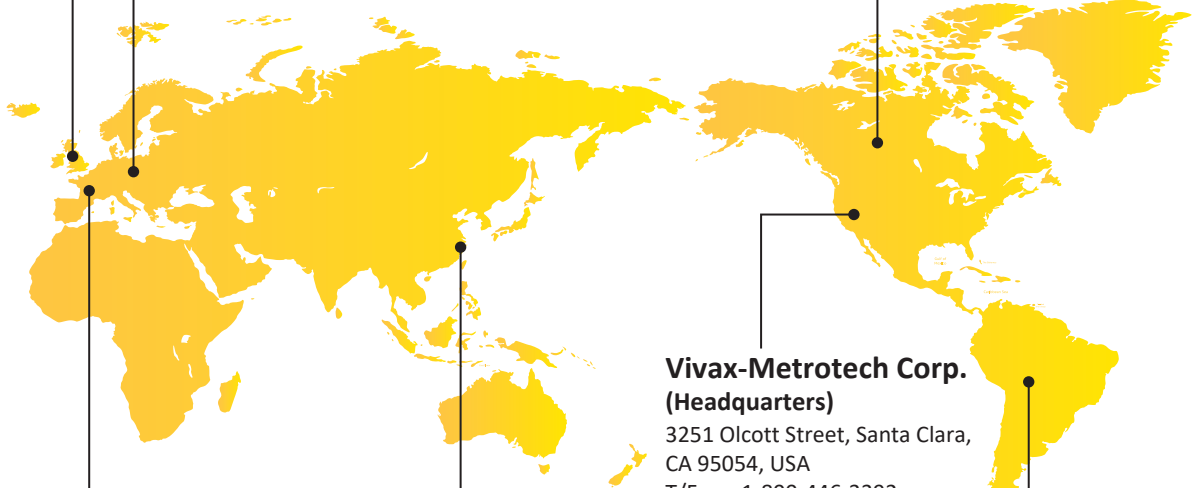
Unit 1, B/C Polden Business Centre, Bristol Road,  
Bridgwater, Somerset, TA6 4AW, UK  
Tel: +44(0)1793 822679  
Email: SalesUK@vxmt.com

### Vivax Canada Inc.

41 Courtland Ave Unit 8, Vaughan,  
ON L4K 3T3, Canada  
Tel: +1-289-846-3010  
Fax: +1-905-752-0214  
Email: SalesCA@vxmt.com

### Metrotech Vertriebs GmbH

Am steinernen Kreuz 10a  
D-96110 Schesslitz  
Tel: +49 954 277 227 43  
Email: SalesEU@vxmt.com



### Vivax-Metrotech (Shanghai) Ltd.

3/F No.90, Lane 1122 Qinzhou Rd.(N),  
Shanghai, China 200233  
Tel: +86-21-5109-9980  
Fax: +86-21-2281-9562  
Email: SalesCN@vxmt.com.cn

### Vivax-Metrotech Corp. (Headquarters)

3251 Olcott Street, Santa Clara,  
CA 95054, USA  
T/Free: 1-800-446-3392  
Phone: +1 (408) 734-1400  
Fax: +1-408-734-1415  
Email: SalesUSA@vxmt.com

### Vivax-Metrotech SAS

Technoparc - 1 allée du Moulin Berger,  
69130 Ecully, France  
Tel: +33 (0)472 53 03 03  
Fax: +33 (0)472 53 03 13  
Email: SalesFR@vxmt.com

### Ventas para América Latina

3251 Olcott Street, Santa Clara, CA 95054, USA  
T/Free: 1-800-446-3392  
Tel: +1-408-734-1400  
Fax: +1-408-743-5597  
Email: LatinSales@vxmt.com

Local Vivax-Metrotech Distributor:

CONNECT WITH US ON SOCIAL MEDIA



Disclaimer: Product and accessory specifications and availability is subject to change without prior notice.

V1.0 (July 2021)