

## Kit Contents

### Wiper Kit Contents (#0063500)

- Wiper
- Silicone O-ring lubricant
- (3) Wiper brushes
- (3) Wiper brush holders



### Wiper Port Plug Kit Contents (#0064630)

- Wiper port plug
- Silicone O-ring lubricant



## How to Install the Wiper or Wiper Port Plug



Uninstall all connected sensors and wiper or wiper port plug.



Wipe any moisture or dirt from the instrument.



Remove the dust cap from the wiper or wiper port plug connector.



Check lubrication of the O-rings. If the O-rings appear dry, apply a small amount of silicone lubricant.




Align the pins and push the motor (or plug) firmly into the center port.

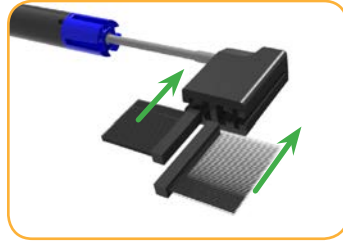
## How to Replace Wiper Bristles



Wiper bristle life depends on site conditions. In-Situ recommends replacing bristles at least every 12 months or when visibly bent, damaged, or fouled.




Slide both of the old bristle sets out of the wiper head.




Insert the new small bristle set into the small slot. Slide the large bristle set into the large slot.


## How to Replace the Brush Head




Loosen the set screw near the base of the wiper head.



Slide the wiper head off the wiper shaft.



Slide the wiper head onto the wiper shaft. Make sure the set screw faces the flat part of the shaft.



Tighten the set screw.