



Contents

- Aqua TROLL 700/800 Wiper
- 3 Spare Wiper Brushes
- Vacuum Grease
- Hex Key

Installing Wiper

1 Remove existing wiper or wiper plug.




Remove restrictor from the instrument.



Loosen the set screw at the base of each sensor.



Slide each sensor out of the instrument.




Remove wiper by pulling it straight out of the instrument.

2 Install new wiper.



Apply a pea-sized drop of grease to the wiper O-rings.



Align wiper plug shaft and insert wiper into center port.



Insert sensors. Sensor tongue must slide into groove on the wiper.



Tighten set screws on all sensors.



Install restrictor on the instrument.

Replacing Wiper Brush




The wiper brush can be replaced without removing the wiper from the instrument.


1 Replace wiper brush.



Loosen brush housing with hex key.



Slide the old brush off of the wiper shaft.



Slide the new brush onto the wiper shaft.



Tighten brush screw with hex key.



Replace brush according to site needs when bristles are bent, damaged, or fouled.